

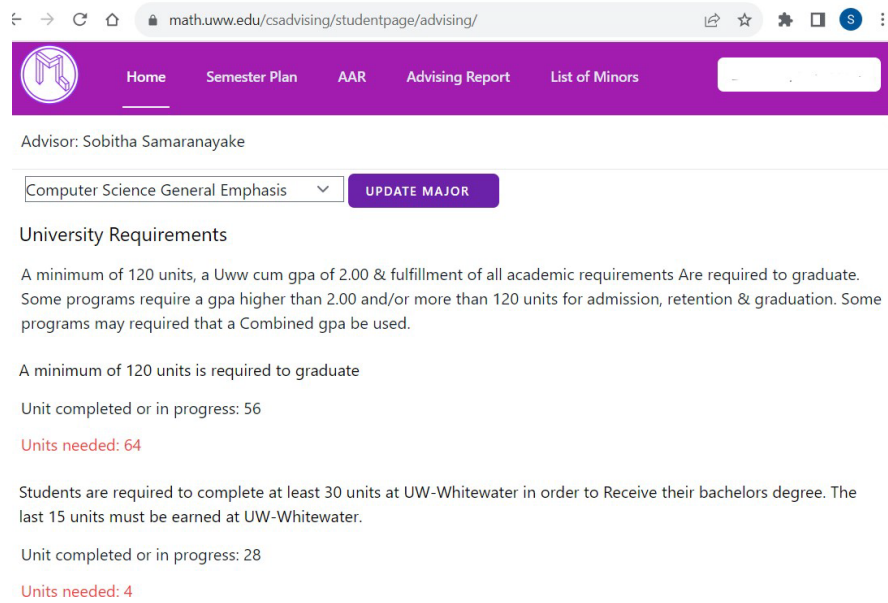
Advising tool:

https://math.uww.edu/csadvising/studentpage

Username: student's netid

Password: 7-digit Student ID number

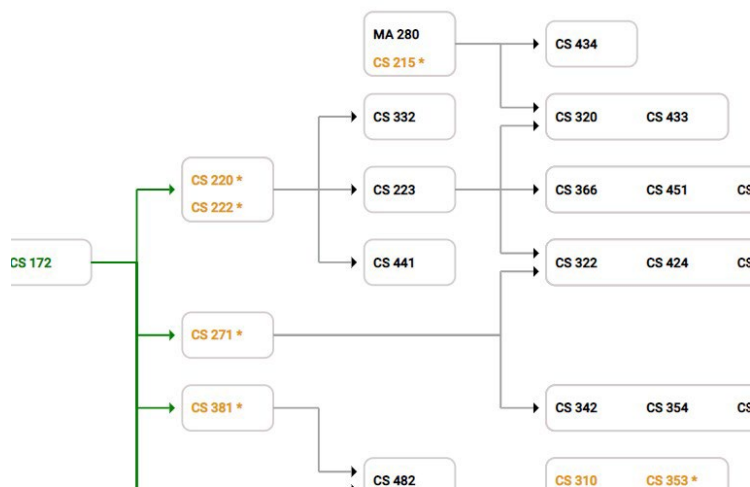
You can sign in and create a semester plan for yourself.



You may update the Major/emphasis area if the default selection is incorrect.

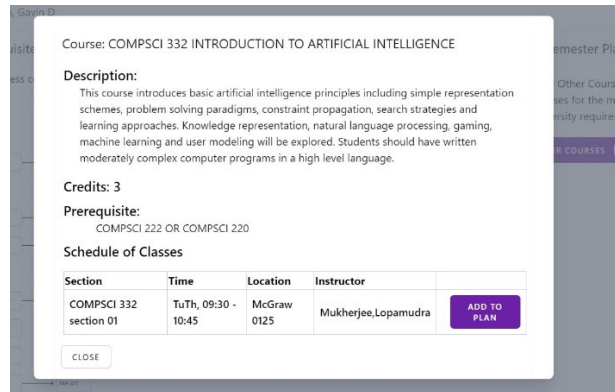
Click the **Semester Plan** button to plan the next semester.

The Course Structure Diagram is based on the 2020 catalog. Your AAR may display a different version of the major requirements:



- The courses that appear in green are the courses completed.
- The courses that appear in orange are available, based on the prerequisites. The * next to a course appears in orange indicating that the course is offered in Fall 2024.

- If any of the available courses is clicked, a dialog box should appear with the course information and course schedule (based on the schedule of classes). Use **Add to Semester** link to add a course to the semester plan if it is offered in the next semester.



You may select:

- Major core courses and elective courses using the flowchart (click on an available course and then add it to the semester plan) or using the “Courses available for planning “ section under each requirement

Core Courses (Not Satisfied)

Complete 6 courses of the following:

COMPSCI 223,COMPSCI 271,COMPSCI 366,COMPSCI 412,COMPSCI 433,COMPSCI 476

Courses 6 required, 1 taken, 5 needed

Completed courses: COMPSCI 271

Courses available for planning:

[COMPSCI 223](#) [COMPSCI 366](#) [COMPSCI 412](#) [COMPSCI 433](#) [COMPSCI 476](#)

- Any other course to the semester plan using the **Add Other Courses** link at the bottom of the semester plan table on the right side of the page.

The **Add Other Courses** link should open a page similar to the page below that allows students to select any course or filter GEN ED elective courses, based on the schedule of classes.

Note: some of the **Gen Ed** courses appear as **core** courses and Math 342 appears as STAT 342.

If you check the **Select GENED Electives** checkbox, then you can select courses based on a selected GENED category:

Students can use the AAR as a guide to picking courses to satisfy degree requirements.

If you want to select a minor or change your current minor, then you may use the List of Minors link to view requirements of a possible minor.